



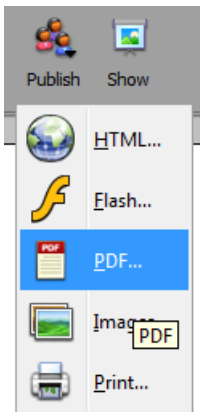
# SHARE

Authoring for the 21st century.

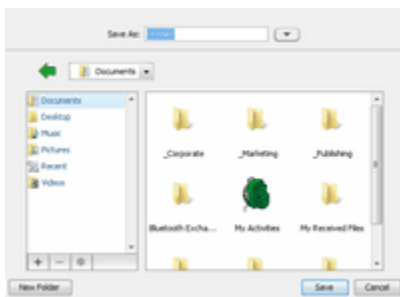
## PUBLISH AS PDF

You can publish your project as a PDF file.

Click the **Publish** button on the toolbar and choose **PDF**.

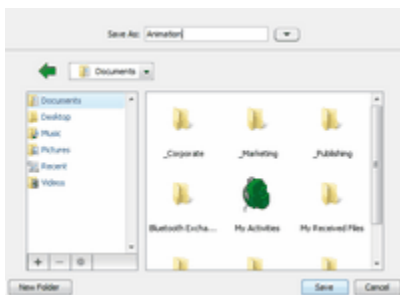


You will see the Save as PDF dialog.



Locate the place where you want to publish the project.

Type a name for the project in the Save As field.



Click the **Save** button.

Your project will be saved to your computer as a PDF file.

\*PDF files support most of the features in Share. The following features are not supported in a PDF file:

Path animation

Hyperlinks in scrollable text objects Timed actions

Podcast objects