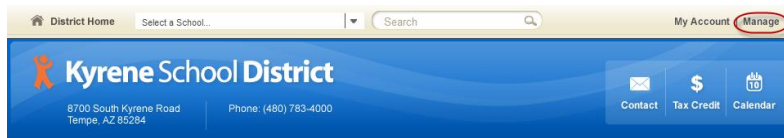


Editing Welcome Section – School Homepage

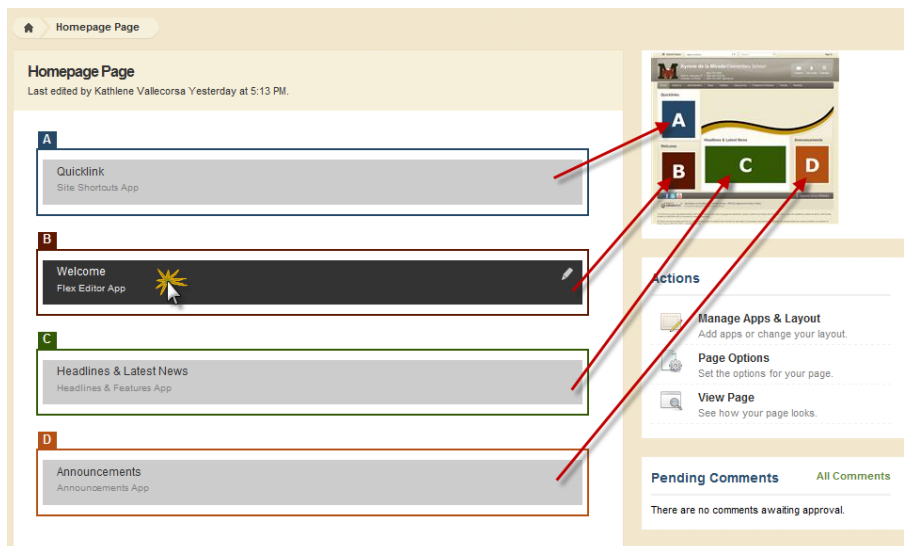
1. Go to <http://sw.kyrene.org> and sign-in using your Kyrene username and password.
2. Click the **Manage** button.



3. Click on the **Homepage** link to edit the school homepage.



4. Click in the grey **Welcome** section to edit this section. The layout preview in the corner of your screen will help you determine where each app appears on your page.

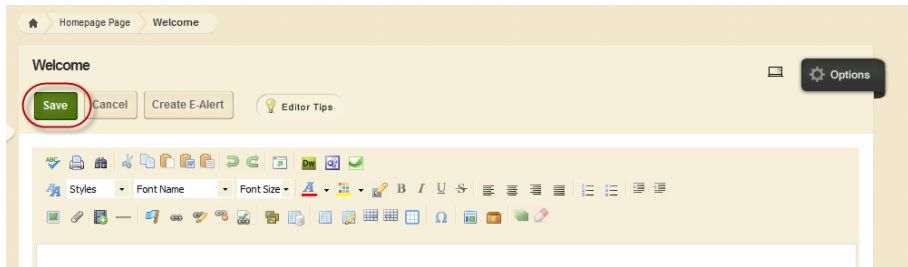


5. Use the editor tools to design your page.

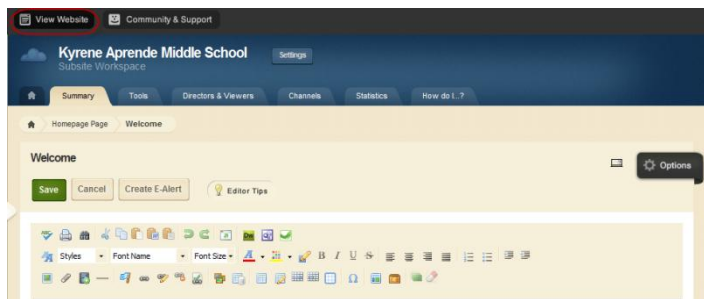


Note: The welcome section of the homepage is 194 px wide. The section will become longer to fit your content.

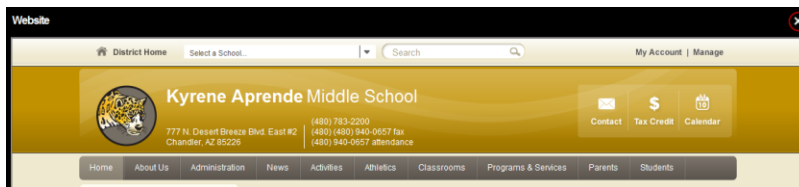
6. Click **Save** periodically and when you are finished designing your page.



7. Click **View Website** to view a preview of the homepage page as it will look with the header and other apps on the page.



8. Click on the x to close the preview.



9. Click on the **Homepage** link to go back to app list for the homepage.

