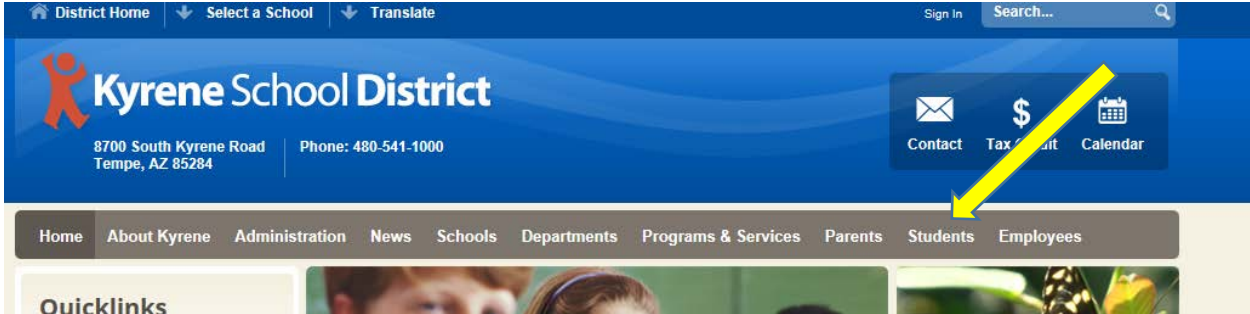


Kyrene Student Directions for logging into Edulastic assessment system from a home computer

**Before attempting to login for the first time, please check your computer using the System Requirements List [here](#). Edulastic requires cookies and JavaScript to be turned on to work correctly.

Acceptable web browsers to run Edulastic: Chrome, Firefox, Safari

- 1) Kyrene students must log in from www.kyrene.org. Click on “Students”




















- 2) Click on “Educational Resources”

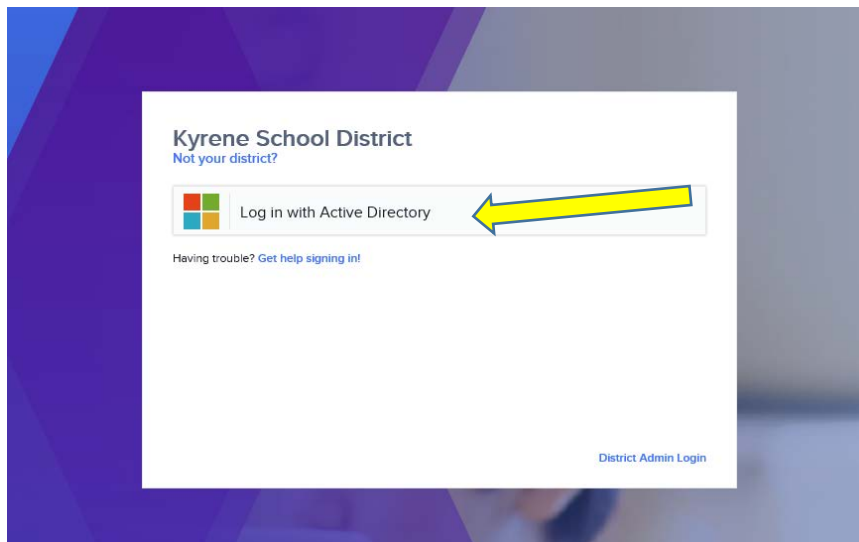


3) Click on the “Carnegie Learning Online” button


TEXTBOOK & ADDITIONAL RESOURCES
The following resources may be specific to a class in which particular students are enrolled.

| | | |
|---|--|--|
|  Grades K-5 |  Grades 3-5 Daze Online |  *home logon: ksd\student# |
|  Open in Chrome At Home Directions |  Dual Language Assessment Testing Tips AAPPL Technology Testing Tool AAPPL practice test! |  Grades 6-8 Science & Social Studies |
|  Grades 6-8 Social Studies, Reading & Writing DBQ Admin Login |  Grades 6-8 *home logon: ksd\student# |  McGraw Hill connected Logon: ksd\student# or ksd\ldoe Dual Language Grades K-5 Maravillas from home |
|  Grades 6-8 |  Grades 6-8 Language Arts |  Grades 4 and 6 |
|  Grades K-8 |  Grades K-5 |  Grades 6-8 |
|  Grades 4-8 |  Grades 6-8 *home logon: ksd\student# Student User Guide | |

4) Click on “Log in with Active Directory”



Kyrene School District
Not your district?

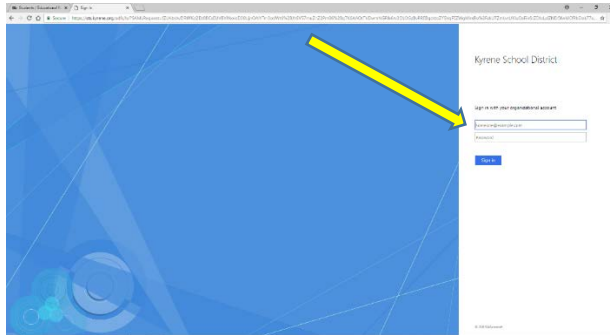
 Log in with Active Directory

Having trouble? [Get help signing in!](#)


[District Admin Login](#)

- 5) Next, you will be at a blue login screen. Type in the student’s ID number for the username. Many browsers require “ksd\” then the student ID as username. For example: if “0654321” does not work, try “ksd\0654321”

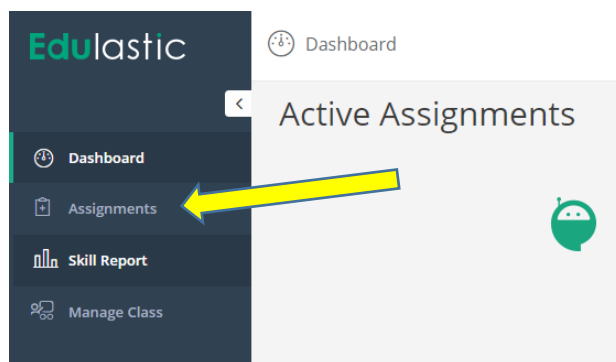
Student passwords are the same as their Kyrene computer logon password.



- 6) Once the login is successful, they will see the Clever page with the Edulastic app. Click on the Edulastic button.



- 7) Click on “assignments” on the toolbar to the left.



- 8) Students will now see a list of their open and completed assessments. To view an assessment, simply click on the name of the assessment.

The circle graph shows the student’s overall score and the bar graph represents their accuracy on each question. Green: full points earned; yellow: partial points earned; red: no points earned. To view the question, simply click on the bar.