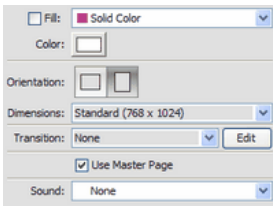


ADDING PAGE TRANSITIONS

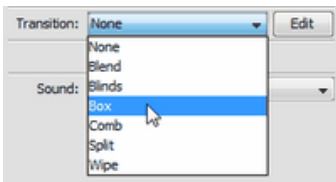
You can add a transition to show before a page is displayed.

Click the page away from any objects.

You will see the page options panel.

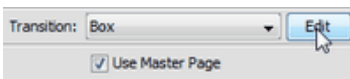


Click the **Transition** pull-down menu and choose a transition.

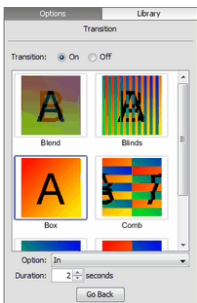


You can change the duration of the transition.

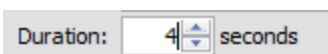
Click the **Transition Edit** button.



You will see the Transition options panel.



Enter a time in the Duration field for the number of seconds the transition should last.



Click the **Go Back** button when you are finished.