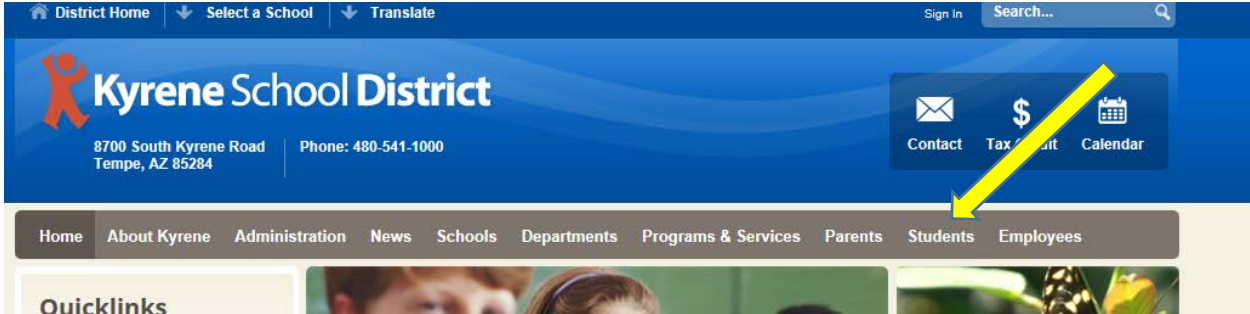


Student Directions for logging into Carnegie Learning’s MATHia software from a home computer

****Before attempting to login for the first time, please check your computer using the System Requirements List [here](#). Be sure to disable your pop-up blockers.**

Acceptable web browsers to run MATHia software: Chrome, Firefox, Microsoft Edge, Safari

1) Kyrene students must log in from www.kyrene.org. Click on “Students”




















2) Click on “Educational Resources”



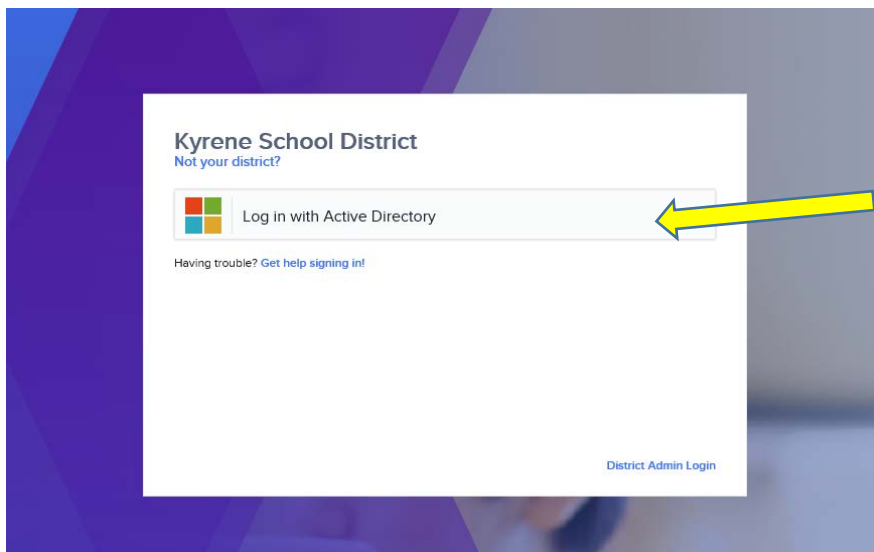
3) Click on the “Carnegie Learning Online” button

TEXTBOOK & ADDITIONAL RESOURCES


The following resources may be specific to a class in which particular students are enrolled.

 Grades K-5	 Grades 3-5 Daze Online	 *home logon: ksd\student#
 Open in Chrome At Home Directions	 Dual Language Assessment Testing Tips AAPPL Technology Testing Tool AAPPL practice test	 Grades 6-8 Science & Social Studies
 Grades 6-8 Social Studies, Reading & Writing DBQ Admin Login	 Grades 6-8 *home logon: ksd\student#	 McGraw Hill connected Logon: ksd\student# or ksd\ldoe Dual Language Grades K-5 Maravillas from home
 Grades 6-8	 Grades 6-8 Language Arts	 Grades 4 and 6
 Grades K-8	 Grades K-5	 Grades 6-8
 Grades 4-8	 Grades 6-8 *home logon: ksd\student# Student User Guide	

4) Click on “Log in with Active Directory”



Kyrene School District
Not your district?

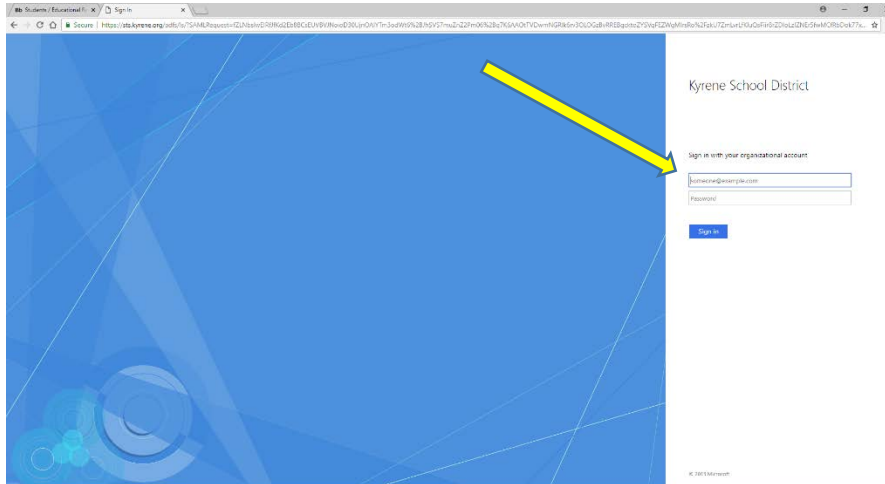
 Log in with Active Directory

Having trouble? [Get help signing in!](#)

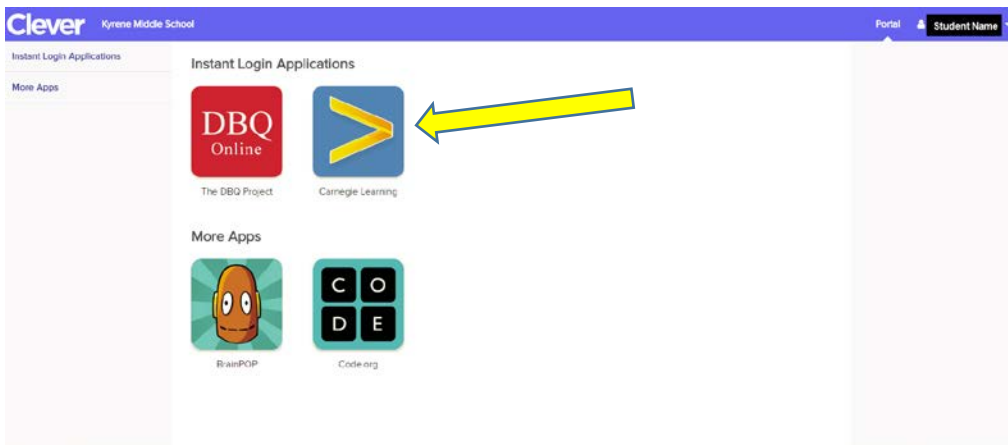
[District Admin Login](#)

- 5) Next, you will be at a blue login screen. Type in the student's ID number for the username. Many browsers require "ksd\" then the student ID as username. For example: if "0654321" does not work, try "ksd\0654321"

Student passwords are the same as their Kyrene computer logon password.



- 6) Once the login is successful, they will see the Clever page with the Carnegie Learning app. Click on the Carnegie Learning button.



- 7) Click on the "MATHia" software button to enter. There will be MATHia links for each math course that the student is enrolled in.



- 8) Students will now see their home screen with the appropriate math modules for the course they are enrolled in.

