

Student Directions for logging into Carnegie Learning’s MATHia software from a home computer

****Before attempting to login for the first time, please check your computer using the System Requirements List [here](#). Be sure to disable your pop-up blockers.**

Acceptable web browsers to run MATHia software: Chrome, Internet Explorer, Firefox, Safari












1) Kyrene students must log in from www.kyrene.org. Click on “Students”



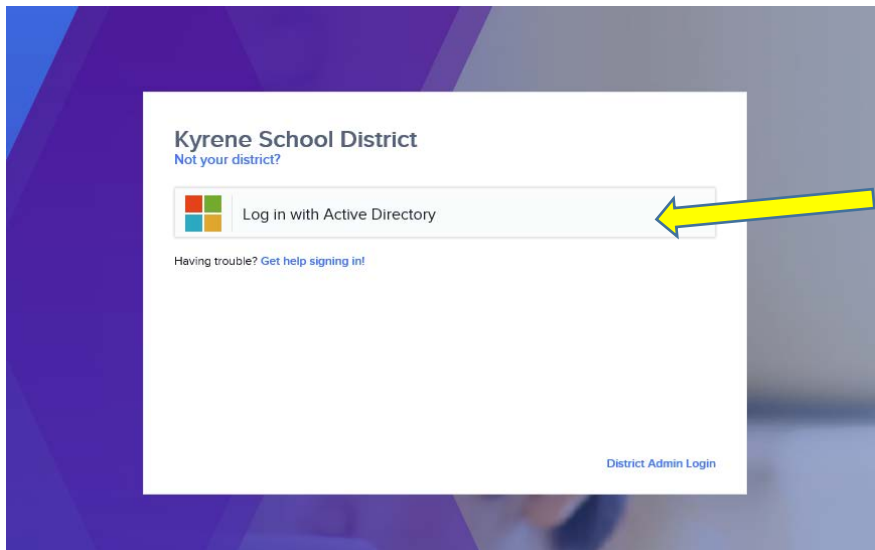
2) Click on “Educational Resources”



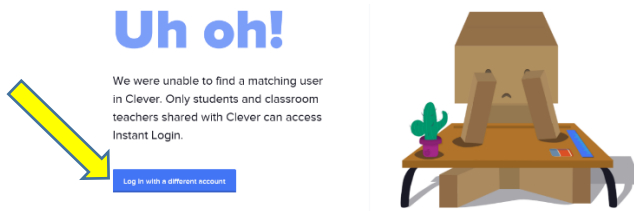
3) Click on the “Carnegie Learning Online” button

TEXTBOOK & ADDITIONAL RESOURCES		
The following resources may be specific to a class in which particular students are enrolled.		
 Grades K-5	 Grades 3-5 Daze Online	 Open in Explorer Click this link for English Version ONLY Access Spanish version from desktop icon
 Open in Explorer	 Dual Language Assessment	 Grades 6-8 Science & Social Studies
 Grades 6-8 Social Studies, Reading & Writing DBQ Admin Login	 Grades 6-8 *home logon: ksd\student#	 McGraw Hill connectED Logon: ksd\student# or ksd\jdoe Dual Language Grades K-5 Maravillas from home
 Grades 6-8	 Grades 6-8 Language Arts	 Grades 4 and 6
 Grades K-8	 Grades K-5	 Grades 6-8
 *home logon: ksd\student#	 Grades 6-8 open CHROME first and navigate back to this page	 Grades 6-8 open CHROME first and navigate back to this page
		

4) Click on “Log in with Active Directory”

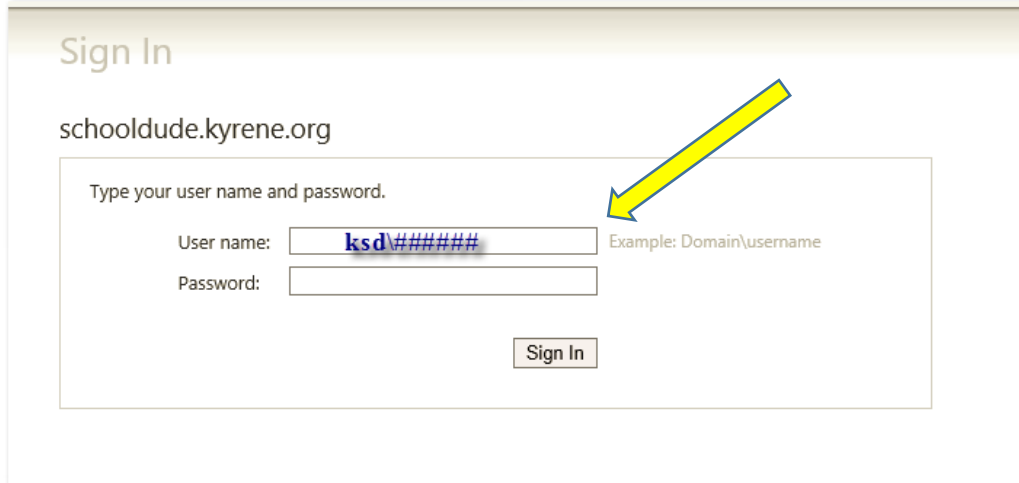


- 5) You may get the “Uh oh!” message, depending on your browser and connection. If you do, click on, ‘Log in with a different account.’”




- 6) Next, you will be at the schooldude.kyrene.org login screen. Type in your student’s ID number for the username. Some browsers require “ksd\” then the student ID as username. For example: if “0654321” does not work, try “ksd\0654321”

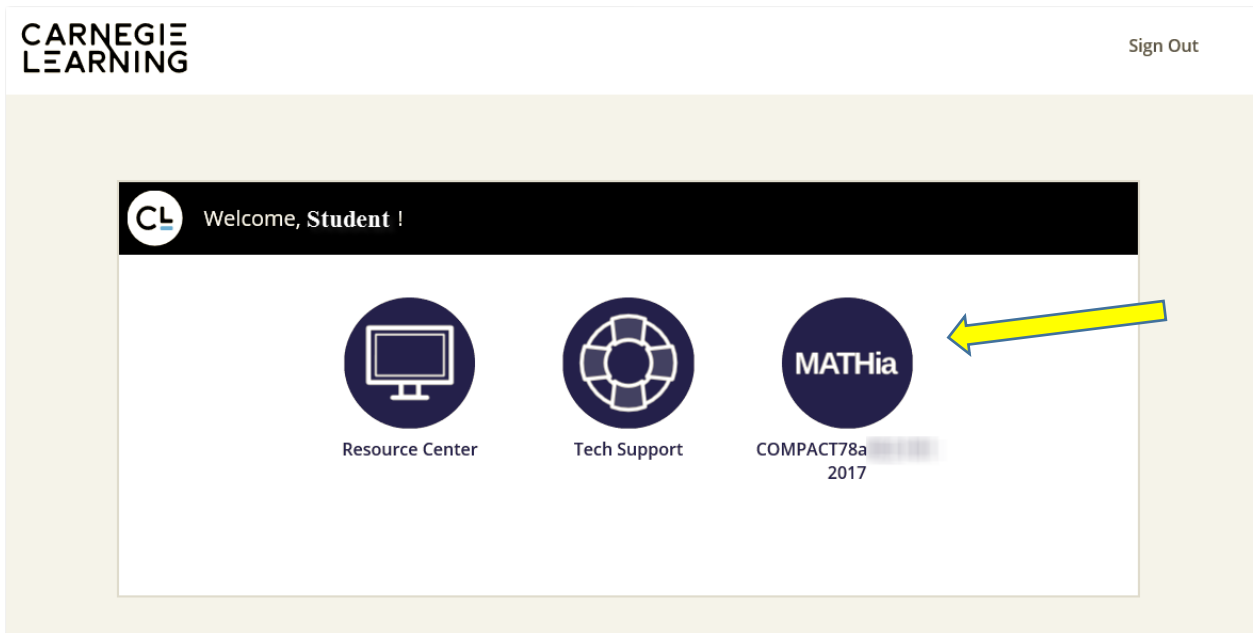
Student passwords are the same as their Kyrene computer logon password.



- 7) Once the login is successful, they will see the Clever page with the Carnegie Learning app. Click on the Carnegie Learning button.



- 8) Click on the “MATHia” software button to enter. There will be MATHia links for each math course that the student is enrolled in.



- 9) Students will now see their home screen with the appropriate math modules for the course they are enrolled in.

